



Ezi

ELECTRIC WALKIE STACKER

Model : EWS-15 M2 | Capacity : 1500 Kgs

DESIGN MAKES THE DIFFERENCE



'Ezi' Electric Walkie Stackers from 'JAY' are very compact and easy to manoeuvrable, these are electric controlled trucks from the 'Ezi' series. Loads can be raised and lowered smoothly, and the drive motor ensures the best maintenance free performance and efficiency. The electronically controlled, powerful lift motor ensures smooth and quiet lifting or lowering of the load at the touch of a button: From smooth & rapid lifting and lowering or precisely handling the loads in racking – the operator has everything under control at all times.


Due to their compact size and their ergonomic design they are the perfect equipment. The support wheels are installed for increasing the stability during manoeuvring. A safe distance between truck and operator is ensured by the perfectly mounted tiller heads. This is particularly beneficial when cornering.

Our 24V motors offer high efficiency levels, thus the EWS-15 offers very cost-effective throughput/transport of goods. This truck is an efficient companion, even during multi-shift operations. Additionally, the extremely long living lead-acid batteries sustainably reduce operating costs. This range of EWS-15 is also available with customisation as per applications requirements. There are many other compactible accessories available for use with this equipment in variety of applications. This new generation 'Ezi' series Electric Walkie Stacker is thus the premium product in its segment.


Lithium-ion batteries are also available with this range of EWS-15. h




Ergonomically designed handle with all finger tips control.



Hassel free battery charging (Plug & Play)



Easy battery maintenance



Easy access to key switch & battery indicator



LIFT TRUCKS



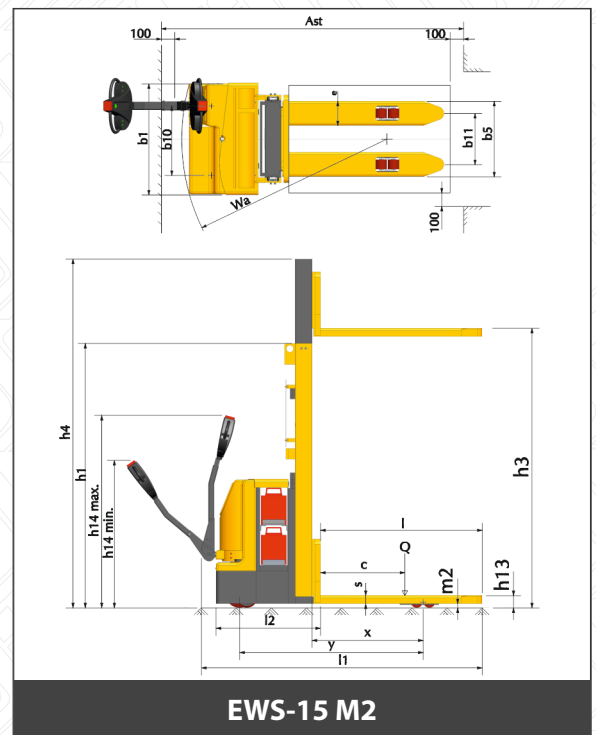
ELECTRIC WALKIE STACKER

SPECIFICATIONS

		Unit	EWS-15 M2	
CHARACTERISTICS	Drive type/Power		Electric	
	Operation type/Driving Mode		Pedestrian	
	Rated Load capacity	Q	kg	1500
	Load centre distance	C	mm	600
	Front Overhang Distance	X	mm	790
	Track /Wheel Base	Y	mm	1260
WHEEL CHASSIS	Tyre		Polyurethane	
	Tyre size, rear/drive side		mm	Ø210X70
	Tyre size, front/load side		mm	Ø82X70
	Wheel number (front/load+rear/drive)(x=driving)			4+1-1x
	Support Wheel		mm	Ø150X50
	Wheel Track (rear/drive)	b10	mm	515
BASIC DIMENSION	Wheel Track (front/load)	b11	mm	380
	Lift height	h3	mm	3000
	Free Lift	h2	mm	-
	Mast height lowered	h1	mm	2130
	Extended mast height	h4	mm	3590
	Handle/Tiller height minimum/maximum	h14	mm	885/1165
	Fork lowered height	h13	mm	95
	Overall length	l1	mm	1900
	Length inclusive back of fork	l2	mm	750
	Overall width	b1	mm	820
	Fork dimension	s/e/l	mm	58/180/1150
	Width Over fork/Lateral distance of fork	b5	mm	560
	Ground clearance	m2	mm	29
	Aisle width for pallet L-1000xW-1200 sideway/crossway	Ast	mm	2350
	Aisle width for pallet L-800xW-1200 lengthway	Ast	mm	2400
PERFORMANCE / CAPABILITY	Turning radius	Wa	mm	1900
	Lifting speed - laden/unladen		m/s	0.08/0.12
	Lowering speed - laden/unladen		m/s	0.12/0.08
	Travel speed - laden/unladen		km/hr	4.0/5.0
	Max. Gradeability - laden/unladen		%	8%
	Parking Brake			Electromagnetic Brake
ELECTRIC- MOTOR	Lift motor rating S3 15%		kW	2.2
	Drive motor rating S2 60 Min.		kW	0.70
	Battery Standard			IS 5154-2013
	Battery Dimension, length X width X height		mm	795 X 210 X 510
	Energy consumption		kW	2
	Battery voltage, Nominal capacity K5		V/Ah	24V(2 nos X 12)
OTHER	Battery Weight		kg	200
	Sound pressure level at operator's ear		db(A)	<70
	Drive & Control Method			DC
WEIGHT	Turning angle		°	120
	Axle Load With Load at Drive-Rear Side/Load-Front Side		kg	623/1266
	Axle Load Without Load at Drive-Rear Side/Load-Front Side		kg	462/227
	Net Weight inclusive battery		kg	700

Capacity (At 600mm LC) Kgs.

Mast Type	Lift ht.	Lowered ht.	Extended ht.	EWS-15 M2
Wide View Mono & Telescopic Mast	(h3)	(h1)	(h4)	
	mm	mm	mm	mm
	1600	2000	2000	1500
	2500	1880	3090	1500
	3000	2130	3590	1060
	3500	2380	4090	650



- * This specification sheet only provides technical values for the standard equipment only. Customised equipments, Non-standard tyres, different masts, additional equipment, use of accessories, etc. may produce other values
- * The values in the table are as per the standard test practices, and actual values may differ as per the site conditions.
- * We reserve the rights to technical changes and improvements, without any prior intimations.

OCT-2022



JAY EQUIPMENT & SYSTEMS PVT. LTD.
+91 9146054222/23/24/25
sales@jayequipment.com
www.jayequipment.com

