

LIFT TRUCKS



*Ezi*

## ELECTRIC PALLET TRUCK

Model : EP-20 M2 / EP-30 M2 | Capacity : 2000/3000 Kgs

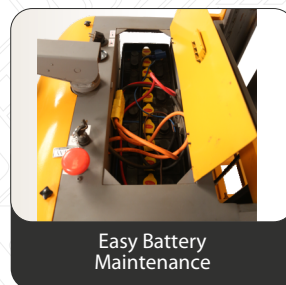
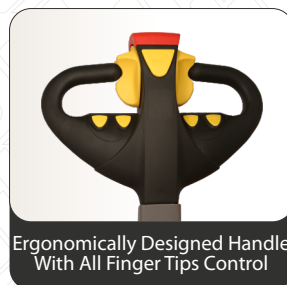
'Ezi' EP-20 M2/EP-30 M2 Model is ideal for daily transport of pallets over long or short distances. Due to their compact size and their ergonomic design they are the perfect equipment for such applications. The support wheels are installed for increasing the stability during manoeuvring. A safe distance between truck and operator is ensured by the perfectly mounted tiller heads. This is particularly beneficial when cornering.

Our AC motors offer high efficiency levels, thus the EP-20 are available for long operations with constant high performance. With its quick and easy lateral battery change are a standard feature offered in these trucks, this truck is an efficient companion, even during multi-shift operations. Additionally, the extremely long living lead-acid batteries sustainably reduce operating costs.

This range of EP-20 is also available in customised range such as reel handling etc. and as per the applications demands. This new generation of our JAY range is thus the premium product in its segment.

### KEY FEATURES:

- No carbon brushes
- Maintenance free – AC Drive Motor
- Foldable stand-on platform
- Multimode driving option, stand-on & walkie
- Heavy duty chassis
- In-built battery charger



A PRODUCT OF INDIA



THE ULTIMATE GAIN IN PRODUCTIVITY

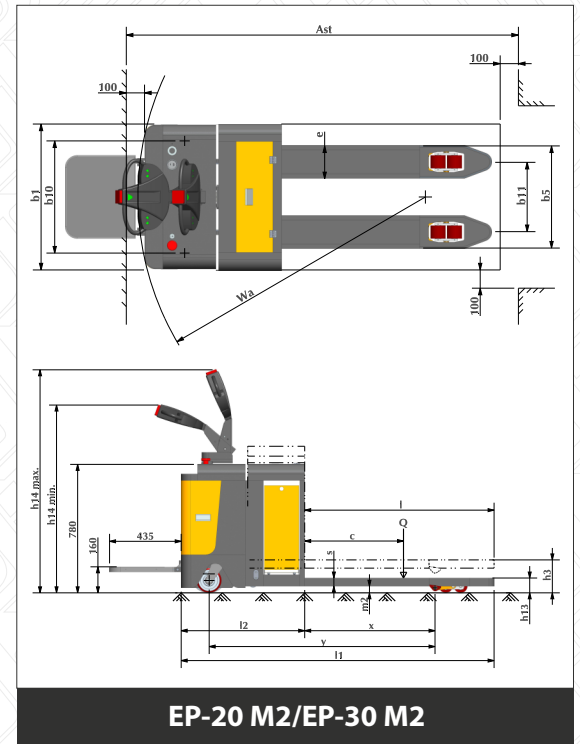
# LIFT TRUCKS



## ELECTRIC PALLET TRUCK

### SPECIFICATIONS

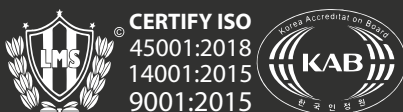
			UNIT	EP-20-M2	EP-30-M2
CHARACTERISTICS	Drive type/Power	-	-	Electric	Electric
	Operation type/Driving mode	-	-	Pedestrian	Pedestrian
	Rated load capacity	Q	Kg	2000	3000
	Load centre distance	c	mm	600	600
	Front overhang distance	x	mm	790	790
	Track/Wheel base	Y	mm	1490	1490
WHEEL CHASIS	Tyre	-	-	Polyurethane	Polyurethane
	Tyre size, rear/drive side	-	mm	Ø230X75-Ø100X40/Ø125X50	Ø230X75-Ø100X40/Ø125X50
	Tyre size, front/load side	-	mm	Ø82X70	Ø82X70
	Wheel number (front/load+rear/drive)	-	-	4+2-1x	4+2-1x
	Support Wheel	-	mm	Ø100X40 / Ø125X50	Ø100X40 / Ø125X50
	Wheel Track (rear/drive)	b10	mm	545	545
Wheel Track (front/load)	b11	mm	380	380	
BASIC DIMENSION	Lift height	h3	mm	200	200
	Handle/Tiller Height Minimum/Maximum	h14	mm	1010/1490	1010/1490
	Fork lowered height	h13	mm	90	90
	Overall length	l1	mm	1940/2335	1940/2335
	Length inclusive back of fork	l2	mm	750	750
	Overall width	b1	mm	800	800
	Fork dimension	s/e/l	mm	1150/180/58	1150/180/58
	Width Over fork/Lateral distance of fork	b5	mm	560	560
	Ground clearance	m2	mm	11/21	11/21
	Aisle width for pallet L-1000xW-1200 sideway/crossway	Ast	mm	2550	2550
	Aisle width for pallet L-800xW-1200 lengthway	Ast	mm	2600	2600
Turning radius	Wa	mm	1640/2100	1640/2100	
PERFORMANCE /CAPABILITY	Lifting speed - laden/unladen	-	m/s	0.05/0.08	0.05/0.08
	Lowering speed - laden/unladen	-	m/s	0.07/0.06	0.07/0.06
	Travel speed - laden/unladen	-	km/hr	4.0 / 5.0	4.0 / 5.0
	Max. Gradeability - laden/unladen	-	%	8	8
	Parking Brake	-	-	Electromagnetic Brake	Electromagnetic Brake
ELECTRIC MOTOR	Lift motor rating S3 15%	-	kW	0.8	2.2
	Drive motor rating S2 60 Min.	-	kW	2.2	2.2
	Battery Standard	-	-	IS 5154-2013	IS 5154-2013
	Battery Dimension, length X width X height	mm	mm	750 X 170 X 510	750 X 210 X 510
	Energy consumption	mm	kW	2	2
	Battery voltage, Nominal capacity K5	V/Ah	V/Ah	24V-195 AH	24V-240 AH
Battery weight	-	Kg	194	210	
OTHER	Sound pressure level at operator's ear	-	dB (A)	<70	<70
	Drive & Control Method	-	-	AC CONTROL	AC CONTROL
	Turning angle	-	°	180	180
WEIGHT	Axle Load at With Load Drive-Rear Side/Load-Front Side	kg	kg	918 / 1864	1257 / 2553
	Axle Load at Without Load Drive-Rear Side/Load-Front Side	kg	kg	587 / 195	608 / 202
	Net Weight inclusive battery	kg	kg	782	810



\* This specification sheet only provides technical values for the standard equipment only. Customised equipments, Non-standard tyres, different masts, additional equipment, use of accessories, etc. may produce other values

\* The values in the table are as per the standard test practices, and actual values may differ as per the site conditions.

\* We reserve the rights to technical changes and improvements, without any prior intimations.



**JAY EQUIPMENT & SYSTEMS PVT. LTD.**

+91 9146054222/23/24/25

sales@jayequipment.com

www.jayequipment.com



CONTACT US